



VISCO™ B(L)

Liberation from All Previous Hassle
New Type of Digital Viscometer

PRODUCTS

VISCO™ B (L)

Liberation from All Previous Hassle New Type of Digital Viscometer



Specifications

NEW

Cat.No.	6840		
Measurement Scales	Viscosity, Temperature, Torque%		
Display Items	Viscosity, Temperature, Torque%, Speed, Spindle and beaker combination		
Measurement range	Viscosity	12 to 60,000,000mPa·S, 12 to 60,000,000cP	
	L1	12 to 600,000mPa·S, 12 to 600,000cP	
	L2	30 to 3,000,000mPa·S, 30 to 3,000,000cP	
	L3	48 to 12,000,000mPa·S, 48 to 12,000,000cP	
	L4	240 to 60,000,000mPa·S, 240 to 60,000,000cP	
	Torque	0.0 to 100.0% (recommended torque: 10.0 to 100.0%)	
Temperature	0.0 to 100.0°C, 32.0 to 212.0°F		
Resolution	Viscosity	lower than 100mPa·s	:0.01mPa·s
		100mPa·s or higher	:0.1mPa·s
		10,000mPa·s or higher	:1mPa·s
	Torque	Lower than 10%	:0.01%
		10% or higher	:0.1%
	Temperature	0.1°C/0.1°F	
Measurement Accuracy	Viscosity	±1% of Maximum Viscosity	
	Temperature	±0.2°C/±0.4°F	
Speed	0.01 to 250rpm		
	Number of Speeds: 28 levels		
Sample Temperature Range	10.0 to 40.0°C/50.0 to 104.0°F		
Environment Temperature	10 to 40°C		
Computer Communication	Output: USB - PC		
Power Supply	LR6 / AA alkaline batteries (x4)		
	AC adapter	input: AC100 to 240V, 50/60Hz, 0.3A output: 9V, 0.5A.	
Materials	Main unit	SUS316L	
	Stand	Aluminium	
	Rod	SUS303	
	Spindle	SUS316	
	Guard stirrup	SUS316L	
	Temperature sensor	SUS304/303	
Dimensions & Weight	Main unit	(W)178×(D)86×(H)194mm, 1.2kg	
	Stand and Rod	240×(H)398mm 2.8kg	
	Spindle L1	55g	
		L2	25g
		L3	13g
		L4	12g
	Guard stirrup S	43g	
	Guard stirrup L	52g	
	Temperature sensor	7g	

PRODUCTS

VISCO™ B (L)

< Measurement screen >

Measurement values are displayed large

- 1 Viscosity
- 2 User Scale
- 3 Power Supply Indicator/Remaining Battery Charge Indicator
- 4 Auto Stop
- 5 Spindle/Beaker
- 6 Temperature
- 7 Return
- 8 Speed
- 9 Torque %



Content

1	Main unit	1
2	Stand	1
3	Stand screws	3
4	Spindles(L1,L2,L3 and L4)	one each
5	Temperature sensor	1
6	Temperature sensor holder	1
7	Rod	1
8	Guard stirrup(L)	1
9	Guard stirrup(S)	1
10	Spindle extension	1
11	USB Mini-B cable (1m)	1
12	1.5V AA alkaline batteries	4
13	AC adapter	1
14	Spindle stand	1
15	Protective cap	1
16	Stopper	1
17	Inspection certificate	1
18	Instruction manual	1



4

Four types of spindles, L1, L2, L3, and L4 are included.



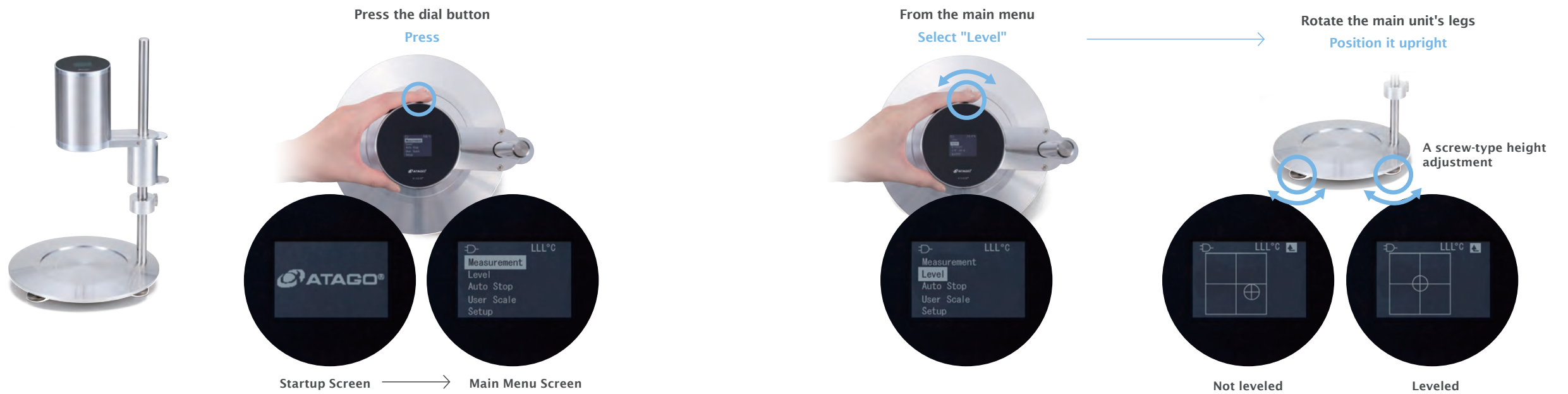
How to use

VISCO™ B (L)

Setup

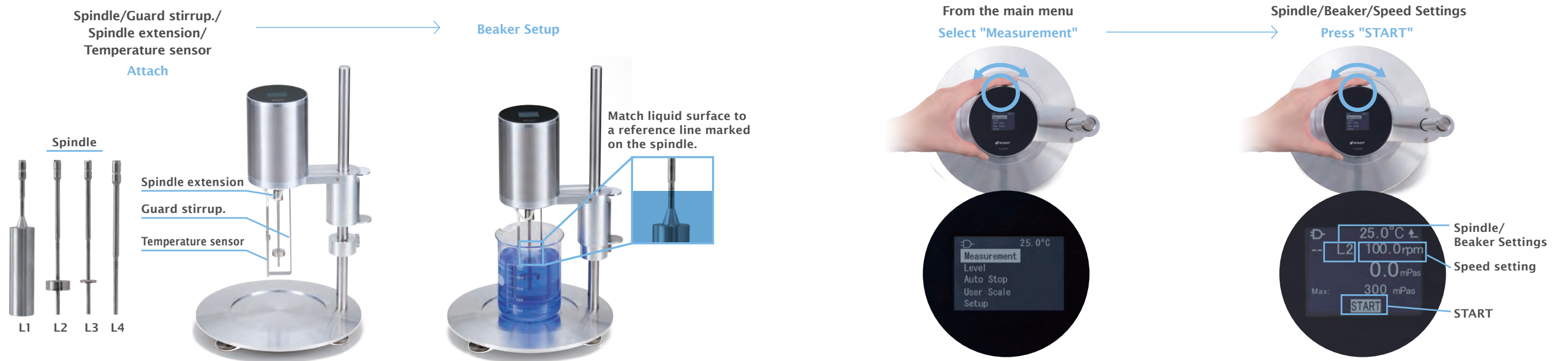
Power ON

Level Check




Setup

Measurement



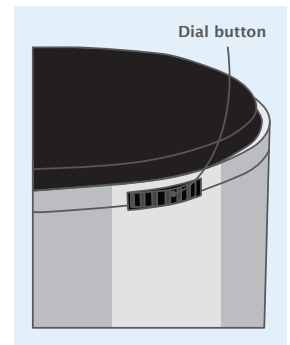
QUALITY

6 Reasons Why VISCO™ B(L) is Chosen



1 Easy Operation

ATAGO's VISCO™ B offers a simple set up and all operations can be done by one dial button for measurements which allows anyone to easily assemble and use.

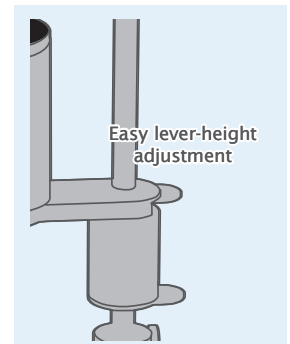


2 One Touch Spindle

Compared to the left-handed screw type that are commonly used with traditional Type-B viscometers, a spindle for VISCO™ B can be installed by simple one touch.

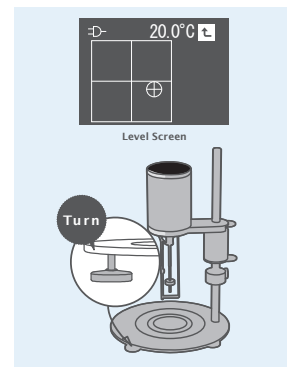
3 Smooth Height Adjustment

Many of the traditional Type-B viscometers that use left-hand screw requires to turn and twist screws to move it up and down causing tendonitis in some cases. With VISCO™ B, height can be adjusted simply by using a lever.



4 Digital Level Check

Traditional Type-B analog viscometers require visual check when leveling. VISCO™ B is digital and easily done.



5 Don't let reference lines confuse you

Where to place a beaker is important. VISCO™ B has easy to follow guideline that takes away the ambiguity.

6 Stylish design

The VISCO™ B offers futuristic design that will brighten and bring fun to any measurement sites.

PRODUCTS

Water Jacket (for 500mL Beaker)



Specifications

NEW

Cat.No.	6845
Compatible Beaker Size	IS R 30053 500mL Beaker JIS R 3053 300mL Tall Beaker
Temperature Setting Range	5°C to 70°C
Required Fluid Volume (Excluding the hoses)	500 Beaker approximately 90mL 300 Tall Beaker approximately 260mL
Dimensions & Weight	(W)147×(D)150×(H)144mm, 1.9kg



OPTION VISCO™ B(L)

Optional Accessories

Part No.	Part name
< Spindle >	
RE-77108	Spindle L1
RE-77109	Spindle L2
RE-77110	Spindle L3
RE-77111	Spindle L4

Circulating Constant Temperature Bath



60-C5

Cat.No.1923

A circulating water bath for precise temperature control of refractometers without Peltier. The temperature range can be set from 10 to 60°C and its compact, easy to use design makes it optimal for connecting to a refractometer.

Temperature setting range	10.0 to 60.0°C (Temperature setting range is limited by ambient temperature, as well as the model of external connecting devices.)
Minimum temperature indication	0.1°C
Temperature accuracy	±0.2°C Conditions: At ambient temperature of 20°C, on stand-by, and using shortest tube (0.2m) with insulation.
Temperature control method	PID control using a thermo module
Pump capacity	Approx. 6 liters/min (When connected with a 0.2m tube with an internal diameter of 8mm.)
Power consumption	250VA
Environmental conditions	Temperature: 5 to 40°C, Humidity: 35 to 70% (No condensation formation.)
Safety device (features)	Water level monitor to prevent empty pump operation and overheating prevention feature.
Power supply	AC 100 to 240V , 50/60Hz
Dimensions and weight	204 (W) x 336 (D) x 289 (H) mm, approx. 9kg

About Calibration

Calibration takes in consideration the relationship between the true value and the measurement value of the instrument. Calibration is an important task to ensure the reliability of the measurement results. It is recommended when there is drastic change in measurement environment or when questionable measurement results are shown. When considering periodical calibration, it is recommended to be determined based on the circumstance in which the measuring instrument is used and measurement history.

VISCO™ B(L)Standard Liquid

Part No.	Part name
<Standard liquid>	
RE-89053	Viscosity Standard Liquid 20 (500mL)
RE-89054	Viscosity Standard Liquid 50 (500mL)
RE-89055	Viscosity Standard Liquid 100 (500mL)
RE-89056	Viscosity Standard Liquid 200 (500mL)
RE-89057	Viscosity Standard Liquid 500 (500mL)
RE-89058	Viscosity Standard Liquid 1000 (500mL)
RE-89059	Viscosity Standard Liquid 2000 (500mL)

Standard liquid with JCSS calibration certifications

If you would like a standard liquid with JCSS calibration, please click here.

Part No.	Part name
<Standard liquid>	
RE-89013	Standard liquid JS20 Manufactured by Nippon Grease Co., Ltd (500mL)
RE-89014	Standard liquid JS50 Manufactured by Nippon Grease Co., Ltd (500mL)
RE-89015	Standard liquid JS100 Manufactured by Nippon Grease Co., Ltd (500mL)
RE-89016	Standard liquid JS200 Manufactured by Nippon Grease Co., Ltd (500mL)
RE-89017	Standard liquid JS500 Manufactured by Nippon Grease Co., Ltd (500mL)
RE-89018	Standard liquid JS1000 Manufactured by Nippon Grease Co., Ltd (500mL)
RE-89019	Standard liquid JS2000 Manufactured by Nippon Grease Co., Ltd (500mL)